

Signify Classified - Internal
Cooper Lighting Solutions Photometric Lab
1121 Highway 74 South
Peachtree City, GA 30269



Scaled data based on original data using
LM-79-08 Approved Method: Electrical and Photometric Measurements of Solid-
State Lighting Products

Test Report Prepared for
Cooper Lighting Solutions
(formerly Eaton)

Brand: STREETWORKS

Report Number: P879927

Luminaire Tested: **MEM2-HTN-VA-40-727-U-WQ**

Issue Date: 10/01/2024



Test Information

Test Method: LM-79-08
Report Number: P879927
Test Lab: INNOVATION CENTER(G3)
Issue Date: 10/01/2024
Manufacturer: COOPER LIGHTING SOLUTIONS (FORMERLY EATON)
Product Line: STREETWORKS
Catalog Number: MEM2-HTN-VA-40-727-U-WQ
Description: EPIC MODERN TALL HOUSING 40W 70CRI 2700K VISUAL COMFORT FIXTURE w/
TYPE V WIDE DISTRIBUTION OPTIC
Light Source: (1) 2700K CCT, 70 CRI LEDS
Ballast/Driver: ELECTRONIC DRIVER

Summary

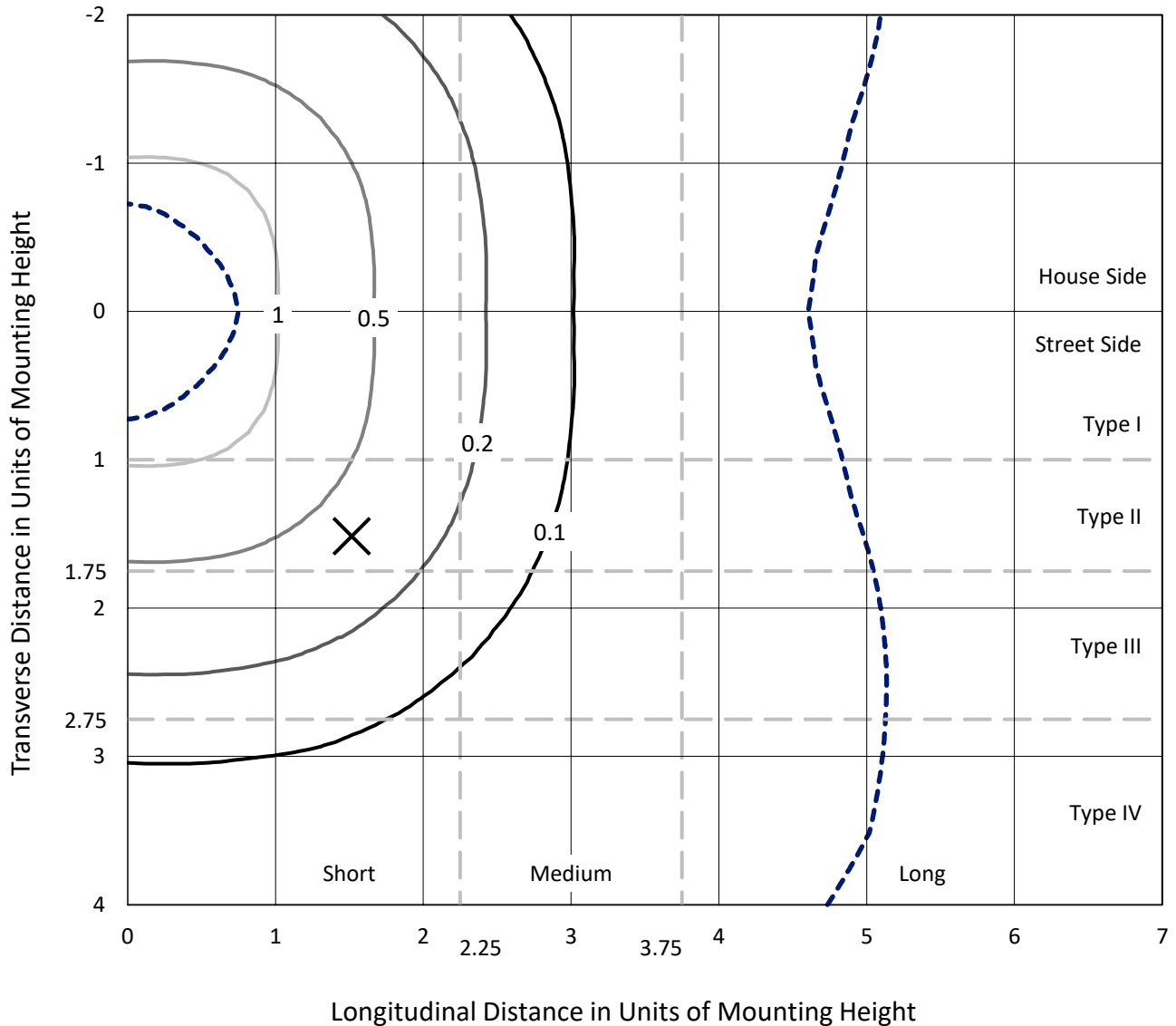
Lumens per Lamp: N/A
Luminaire Lumens: 3925.2 lumens
Efficiency: N/A
Efficacy: 101.7 lumens/watt
Luminous Opening: Circular (Dia: 1.12' x H: 0')
IES Classification: Type V - Short
BUG Rating: B2 - U0 - G2

Input Watts (W): 38.6
Input Voltage (V): 120
Input Current (Ain): NR
Voltage Rise (V): NR
Power Factor: 0.99
Total Harmonic Distortion (THDi): 13%
Frequency (hertz): 60
Stabilization Time: NR
Operation Time: NR
Ambient Temperature (°C): NR
Test Distance: 24 FT

REPORT NUMBER: P879927
 CATALOG NUMBER: MEM2-HTN-VA-40-727-U-WQ

Iso-Footcandle Lines of Horizontal Illumination

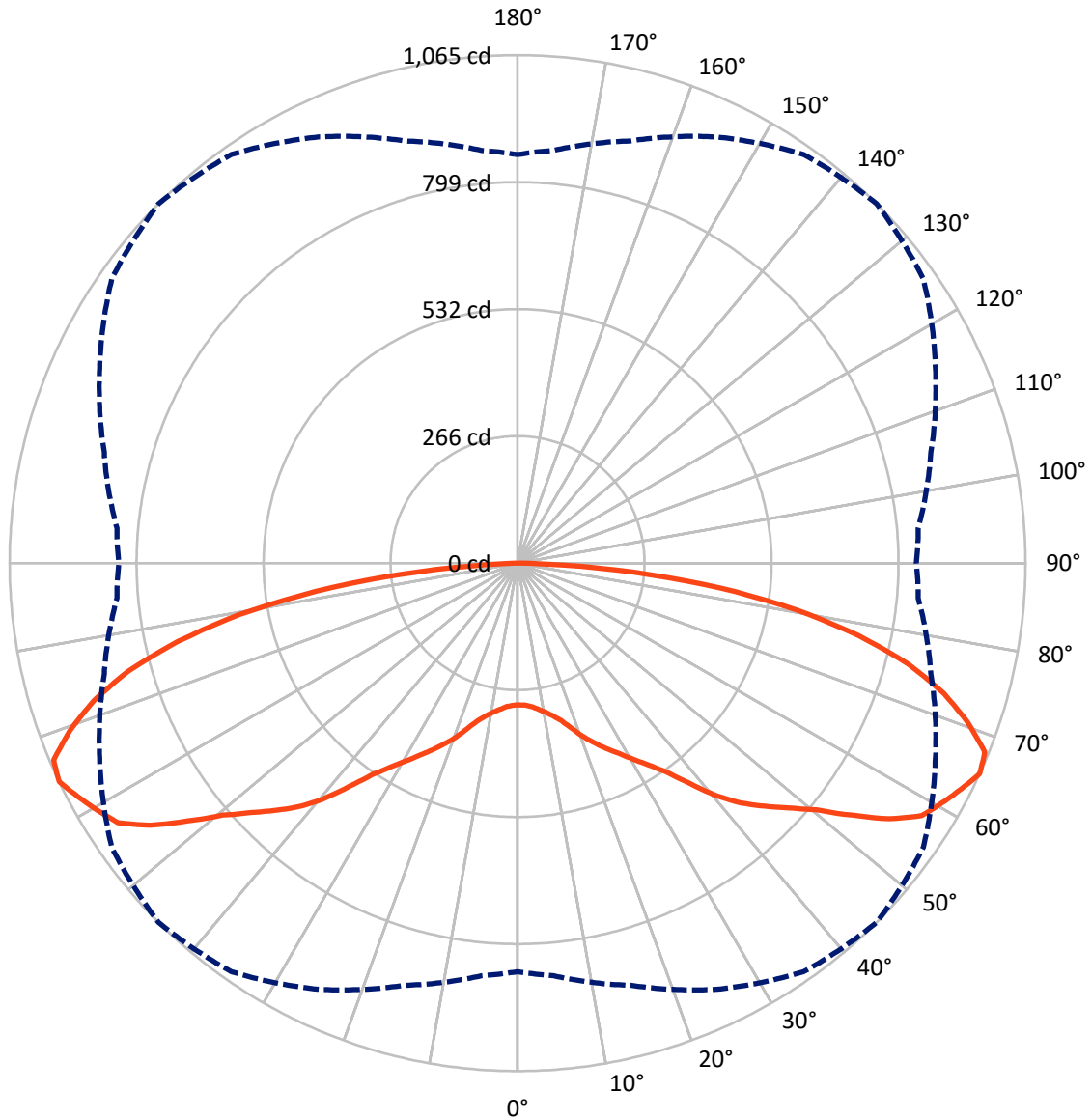
× Max cd
 - - - 1/2 Max cd



Based on 15 foot mounting height. Maximum calculated value = 1.4 fc
 Type V - Short - N/A

REPORT NUMBER: P879927
CATALOG NUMBER: MEM2-HTN-VA-40-727-U-WQ

Luminous Intensity Polar Plot



— Vertical Plane Through 45-Deg Lateral - - - Horizontal Cone Through 65-Deg Vertical

REPORT NUMBER: P879927
 CATALOG NUMBER: MEM2-HTN-VA-40-727-U-WQ

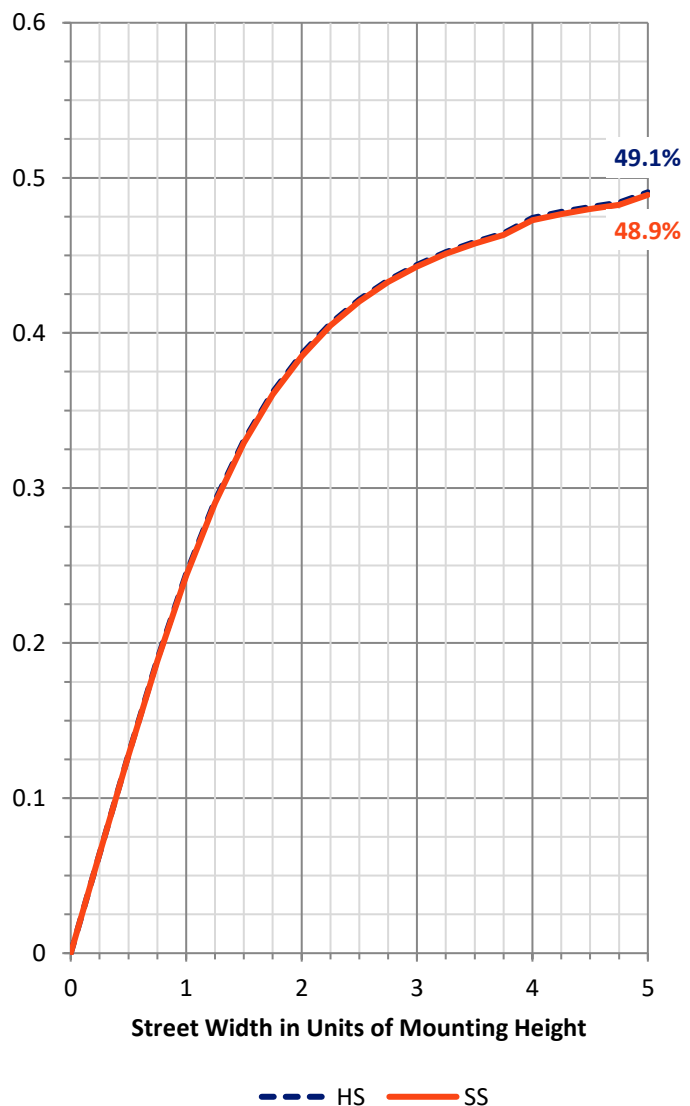
FLUX DISTRIBUTION:

		Downward	Upward	Total
House Side	Lumens	1962.6	0.0	1962.6
	% Fixture	50.0	0.0	50.0
Street Side	Lumens	1962.6	0.0	1962.6
	% Fixture	50.0	0.0	50.0
Total	Lumens	3925.2	0.0	3925.2
	% Fixture	100.0	0.0	100.0

Coefficient of Utilization

ZONAL LUMENS:

Zone	Lumens	% Fixture
0°-10°	29.3	0.7
10°-20°	98.8	2.5
20°-30°	198.4	5.1
30°-40°	335.9	8.6
40°-50°	536.9	13.7
50°-60°	775.5	19.8
60°-70°	933.9	23.8
70°-80°	773.7	19.7
80°-90°	242.8	6.2
90°-100°	0.0	0.0
100°-110°	0.0	0.0
110°-120°	0.0	0.0
120°-130°	0.0	0.0
130°-140°	0.0	0.0
140°-150°	0.0	0.0
150°-160°	0.0	0.0
160°-170°	0.0	0.0
170°-180°	0.0	0.0
0°-90°	3925.2	100.0
0°-180°	3925.2	100.0



REPORT NUMBER: P879927

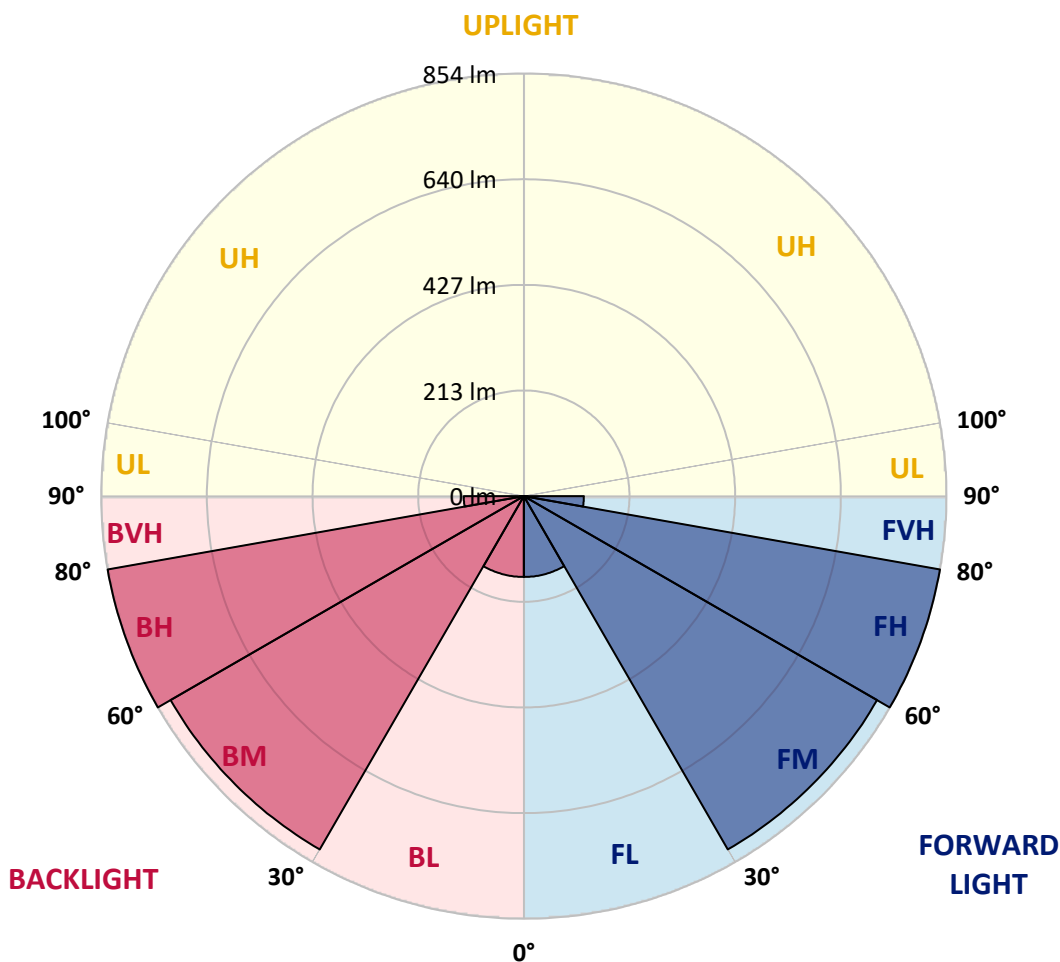
CATALOG NUMBER: MEM2-HTN-VA-40-727-U-WQ

LUMINAIRE CLASSIFICATION SYSTEM LUMEN TABLE AND BUG RATING:

Zone	Lumens	% Fixture	Zone Rating/Lumen Limit		
			B	U	G
FL (0°-30°)	163.3	4.2			
FM (30°-60°)	824.2	21.0			
FH (60°-80°)	853.8	21.8			G1/1800
FVH (80°-90°)	121.4	3.1			G2/225
BL (0°-30°)	163.3	4.2	B1/500		
BM (30°-60°)	824.2	21.0	B1/1000		
BH (60°-80°)	853.8	21.8	B2/1000		G1/1800
BVH (80°-90°)	121.4	3.1			G2/225
UL (90°-100°)	0.0	0.0		U0/0	
UH (100°-180°)	0.0	0.0		U0/0	

BUG Rating: B2-U0-G2

Type V Short





REPORT NUMBER: P879927

CATALOG NUMBER: MEM2-HTN-VA-40-727-U-WQ

CANDELA DISTRIBUTION (FULL):

	0°	5°	15°	25°	35°	45°	55°	65°	75°	85°	90°
0°	297.1	297.1	297.1	297.1	297.1	297.1	297.1	297.1	297.1	297.1	297.1
2.5°	298.3	298.3	298.3	298.3	298.3	298.3	298.3	298.3	298.3	298.3	298.3
5°	303.1	303.1	303.1	301.9	301.9	301.9	303.1	303.1	303.1	303.1	303.1
7.5°	309.1	309.1	309.1	309.1	309.1	309.1	307.9	307.9	307.9	307.9	309.1
10°	317.4	318.6	318.6	317.4	317.4	317.4	316.3	316.3	317.4	317.4	316.3
12.5°	329.4	329.4	329.4	329.4	328.2	328.2	328.2	328.2	328.2	328.2	328.2
15°	342.6	342.6	342.6	342.6	342.6	342.6	342.6	342.6	341.4	340.2	340.2
17.5°	359.4	358.2	360.6	359.4	361.8	363.0	360.6	359.4	358.2	357.0	355.8
20°	379.7	380.9	383.3	384.5	385.7	386.9	383.3	382.1	379.7	378.5	377.3
22.5°	403.7	403.7	406.1	406.1	408.5	408.5	407.3	403.7	401.3	401.3	400.1
25°	424.1	425.3	427.7	427.7	430.1	430.1	428.9	426.5	422.9	420.5	419.3
27.5°	445.6	445.6	446.8	450.4	451.6	451.6	450.4	446.8	442.0	439.6	439.6
30°	466.0	467.2	468.4	473.2	475.6	476.8	472.0	468.4	462.4	460.0	460.0
32.5°	489.9	489.9	492.3	499.5	503.1	504.3	499.5	493.5	486.4	481.6	481.6
35°	516.3	515.1	522.3	529.5	537.9	537.9	534.3	524.7	513.9	507.9	506.7
37.5°	551.0	552.2	559.4	572.6	585.8	585.8	582.2	565.4	553.4	542.7	540.3
40°	591.8	593.0	606.1	621.7	636.1	640.9	633.7	616.9	596.6	581.0	579.8
42.5°	626.5	631.3	644.5	666.0	680.4	687.6	676.8	657.7	634.9	616.9	613.3
45°	660.1	664.8	681.6	704.4	722.3	727.1	717.6	694.8	668.4	649.3	646.9
47.5°	691.2	696.0	712.8	742.7	761.9	766.7	758.3	731.9	699.6	680.4	678.0
50°	719.9	730.7	751.1	783.4	811.0	813.4	801.4	770.3	736.7	710.4	706.8
52.5°	759.5	764.3	793.0	836.1	867.3	878.1	858.9	825.4	776.3	745.1	739.1
55°	807.4	809.8	840.9	891.3	932.0	946.4	922.4	879.3	823.0	791.8	787.0
57.5°	834.9	845.7	881.7	935.6	979.9	999.1	976.3	920.0	864.9	825.4	814.6
60°	846.9	857.7	897.2	961.9	1009.8	1021.8	1005.1	949.9	878.1	833.8	826.6
62.5°	858.9	869.7	909.2	979.9	1026.6	1043.4	1017.0	967.9	890.1	846.9	837.3
65°	856.5	868.5	916.4	985.9	1045.8	1064.9	1038.6	966.7	897.2	843.3	836.1
67.5°	832.6	843.3	893.6	970.3	1036.2	1056.6	1027.8	953.5	875.7	820.6	812.2
70°	784.6	797.8	846.9	930.8	991.9	1001.5	979.9	912.8	831.4	772.7	761.9
72.5°	719.9	733.1	783.4	869.7	917.6	934.4	910.4	852.9	770.3	710.4	700.8
75°	643.3	651.7	698.4	779.8	831.4	846.9	829.0	766.7	682.8	634.9	624.1
77.5°	553.4	565.4	607.3	675.6	716.4	730.7	714.0	669.6	591.8	551.0	542.7
80°	434.8	449.2	487.6	539.1	582.2	593.0	578.6	530.7	481.6	437.2	427.7
82.5°	313.9	317.4	352.2	389.3	421.7	427.7	416.9	390.5	339.0	309.1	295.9
85°	164.1	168.9	194.1	221.6	242.0	245.6	240.8	212.0	195.3	167.7	156.9
87.5°	37.1	38.3	45.5	50.3	61.1	59.9	63.5	50.3	47.9	39.5	34.7
90°	0.0	0.0	0.0	0.0	0.0	0.0	0.0	0.0	0.0	0.0	0.0

Cooper Lighting Solutions Photometric Lab
1121 Highway 74 South
Peachtree City, GA 30269



LM-79-2019: Approved Method: Electrical and Photometric Measurements of Solid-State Lighting Products

Report Prepared for

Cooper Lighting Solutions

Streetworks

Report Number: SP1-2407-176-2

Test Date: 09/24/2024

Luminaire Tested: MEM2-HTN-VA-30-727-U-WQ

Data in this report applies to families of products including MEM2-HTN-VA-30-727-U-WQ

Test Information

Test Method: LM-79-2019
 Report Number: SP1-2407-176-2
 Test Lab: COOPER LIGHTING SOLUTIONS
 Photometer: SP1 - 76IN SPHERE
 Measurement Geometry: 4π
 Issue Date: 09/27/2024
 Manufacturer: COOPER LIGHTING SOLUTIONS
 Product Line: Streetworks
 Catalog Number: **MEM2-HTN-VA-30-727-U-WQ**
 Description: EPIC MODERN VISUAL COMFORT 30W WAVESTREAM WIDE

Spectral Parameters

CCT (K): 2691
 CIE u': 0.2627
 CIE v': 0.5285
 Duv: 0.0007
 CIE x: 0.4618
 CIE y: 0.4129
 CIE z: 0.1254
 Peak Wavelength (nm): 601
 Dominant Wavelength (nm): 584
 Purity: 62.54863
 Rf: 70.6
 Rg: 97.2

CRI (Ra):	70.6		
R1:	67.7	R9:	-27.1
R2:	79.8	R10:	53.1
R3:	90.6	R11:	61.9
R4:	67.7	R12:	42.2
R5:	65.3	R13:	69.4
R6:	71.1	R14:	94.1
R7:	78.1	R15:	60.4
R8:	44.7		



Test Conditions

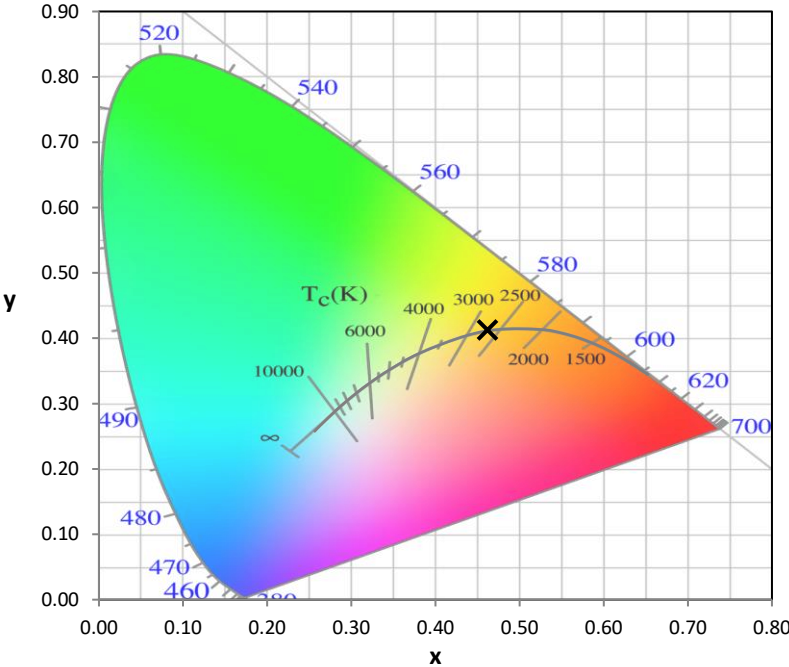
Stabilization Time: 28M
 Operation Time: 1H 28M
 Sphere Temperature (°C): 25.2

REPORT NUMBER: SP1-2407-176-2

Measurement and Test Equipment			
Instrument	Identification Number	Calibration Date	Calibration Due Date
Photometer	IN0058	6/18/2024	12/18/2024
Power Meter	INXT2011004	2/8/2024	2/8/2025
AC Power Source	IN0063	10/24/2023	10/24/2024
DC Power Source	IN0208	10/24/2023	10/24/2024
Sphere Thermometer	IN0085	10/24/2023	10/24/2024
Room Thermometer	IN0046	10/24/2023	10/24/2024

REPORT NUMBER: SP1-2407-176-2

CIE 1931 Chromaticity Diagram



CIE 1931 Chromaticity Diagram with 2017 ANSI 7-Step and 4-Step Quadrangles



CCT = 2691K
 CIE x = 0.4618
 CIE y = 0.4129
 Duv = 0.0007

Point lies inside the ANSI 2700K 4-step quadrangle

REPORT NUMBER: SP1-2407-176-2

Photopic Flux vs. Wavelength



Photopic Lumens: NR

λ (nm)	Power W [^] /nm	Lumens (φ/nm)	λ (nm)	Power W [^] /nm	Lumens (φ/nm)	λ (nm)	Power W [^] /nm	Lumens (φ/nm)	λ (nm)	Power W [^] /nm	Lumens (φ/nm)	λ (nm)	Power W [^] /nm	Lumens (φ/nm)
360	0	NR	490	43	NR	620	881	NR	750	28	NR	880	0	NR
365	0	NR	495	67	NR	625	832	NR	755	25	NR	885	0	NR
370	0	NR	500	108	NR	630	776	NR	760	22	NR	890	0	NR
375	0	NR	505	165	NR	635	720	NR	765	19	NR	895	0	NR
380	0	NR	510	229	NR	640	660	NR	770	16	NR	900	0	NR
385	0	NR	515	297	NR	645	599	NR	775	14	NR	905	0	NR
390	0	NR	520	357	NR	650	538	NR	780	12	NR	910	0	NR
395	1	NR	525	408	NR	655	480	NR	785	10	NR	915	0	NR
400	3	NR	530	451	NR	660	423	NR	790	9	NR	920	0	NR
405	5	NR	535	488	NR	665	372	NR	795	7	NR	925	0	NR
410	10	NR	540	521	NR	670	325	NR	800	6	NR	930	0	NR
415	21	NR	545	555	NR	675	282	NR	805	5	NR	935	0	NR
420	46	NR	550	590	NR	680	246	NR	810	5	NR	940	0	NR
425	94	NR	555	631	NR	685	213	NR	815	4	NR	945	0	NR
430	169	NR	560	677	NR	690	185	NR	820	4	NR	950	0	NR
435	268	NR	565	728	NR	695	158	NR	825	3	NR	955	0	NR
440	354	NR	570	782	NR	700	136	NR	830	3	NR	960	0	NR
445	445	NR	575	838	NR	705	116	NR	835	2	NR	965	0	NR
450	411	NR	580	891	NR	710	98	NR	840	2	NR	970	0	NR
455	210	NR	585	935	NR	715	82	NR	845	2	NR	975	0	NR
460	119	NR	590	972	NR	720	68	NR	850	2	NR	980	0	NR
465	84	NR	595	991	NR	725	56	NR	855	1	NR	985	0	NR
470	50	NR	600	997	NR	730	47	NR	860	1	NR	990	0	NR
475	35	NR	605	988	NR	735	40	NR	865	1	NR	995	0	NR
480	32	NR	610	965	NR	740	35	NR	870	1	NR	1000	0	NR
485	33	NR	615	927	NR	745	31	NR	875	1	NR			

REPORT NUMBER: SP1-2407-176-2

Scotopic Flux vs. Wavelength



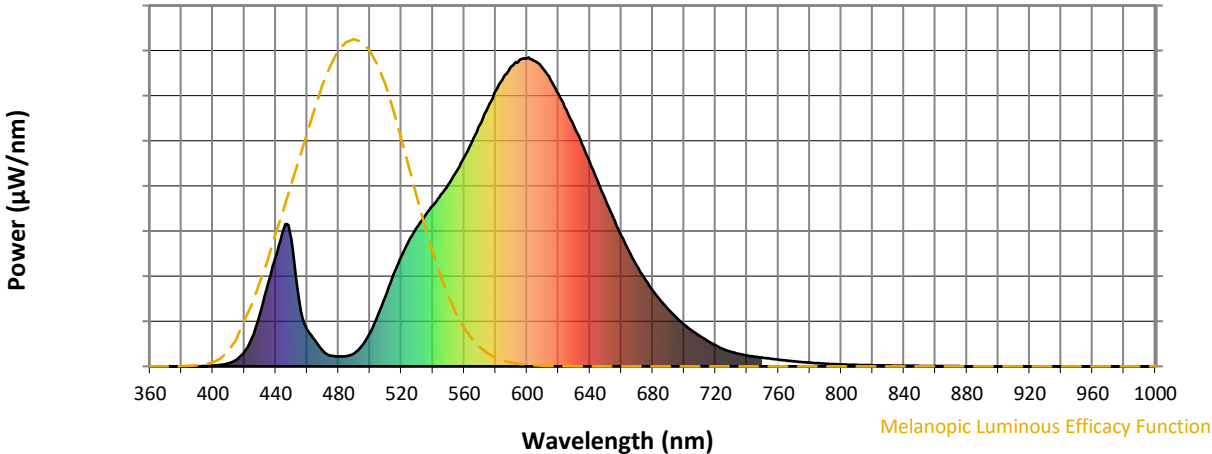
Scotopic Lumens: NR

S/P: 1.03

λ (nm)	Power W [^] /nm	Lumens (φ/nm)	λ (nm)	Power W [^] /nm	Lumens (φ/nm)	λ (nm)	Power W [^] /nm	Lumens (φ/nm)	λ (nm)	Power W [^] /nm	Lumens (φ/nm)	λ (nm)	Power W [^] /nm	Lumens (φ/nm)
360	0	NR	490	43	NR	620	881	NR	750	28	NR	880	0	NR
365	0	NR	495	67	NR	625	832	NR	755	25	NR	885	0	NR
370	0	NR	500	108	NR	630	776	NR	760	22	NR	890	0	NR
375	0	NR	505	165	NR	635	720	NR	765	19	NR	895	0	NR
380	0	NR	510	229	NR	640	660	NR	770	16	NR	900	0	NR
385	0	NR	515	297	NR	645	599	NR	775	14	NR	905	0	NR
390	0	NR	520	357	NR	650	538	NR	780	12	NR	910	0	NR
395	1	NR	525	408	NR	655	480	NR	785	10	NR	915	0	NR
400	3	NR	530	451	NR	660	423	NR	790	9	NR	920	0	NR
405	5	NR	535	488	NR	665	372	NR	795	7	NR	925	0	NR
410	10	NR	540	521	NR	670	325	NR	800	6	NR	930	0	NR
415	21	NR	545	555	NR	675	282	NR	805	5	NR	935	0	NR
420	46	NR	550	590	NR	680	246	NR	810	5	NR	940	0	NR
425	94	NR	555	631	NR	685	213	NR	815	4	NR	945	0	NR
430	169	NR	560	677	NR	690	185	NR	820	4	NR	950	0	NR
435	268	NR	565	728	NR	695	158	NR	825	3	NR	955	0	NR
440	354	NR	570	782	NR	700	136	NR	830	3	NR	960	0	NR
445	445	NR	575	838	NR	705	116	NR	835	2	NR	965	0	NR
450	411	NR	580	891	NR	710	98	NR	840	2	NR	970	0	NR
455	210	NR	585	935	NR	715	82	NR	845	2	NR	975	0	NR
460	119	NR	590	972	NR	720	68	NR	850	2	NR	980	0	NR
465	84	NR	595	991	NR	725	56	NR	855	1	NR	985	0	NR
470	50	NR	600	997	NR	730	47	NR	860	1	NR	990	0	NR
475	35	NR	605	988	NR	735	40	NR	865	1	NR	995	0	NR
480	32	NR	610	965	NR	740	35	NR	870	1	NR	1000	0	NR
485	33	NR	615	927	NR	745	31	NR	875	1	NR			

REPORT NUMBER: SP1-2407-176-2

Melanopic Flux vs. Wavelength



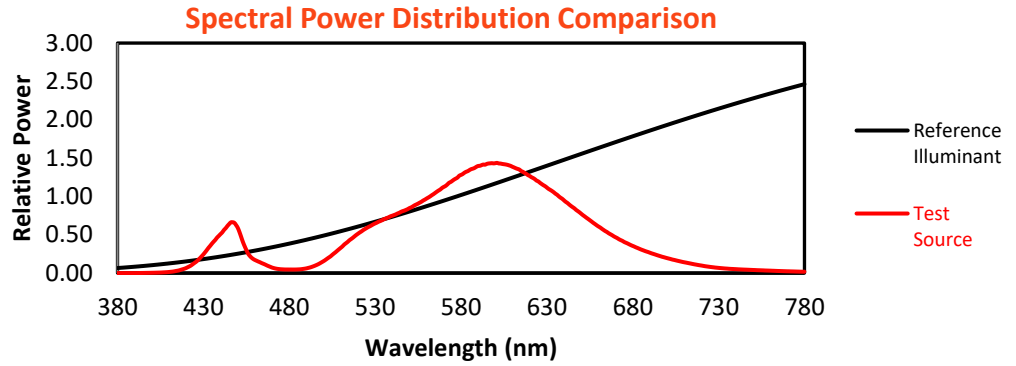
Melanopic Lumens: NR

M/P: 1.73

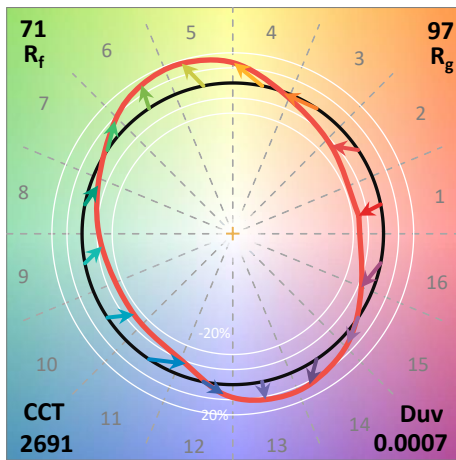
λ (nm)	Power W [^] /nm	Lumens (φ/nm)	λ (nm)	Power W [^] /nm	Lumens (φ/nm)	λ (nm)	Power W [^] /nm	Lumens (φ/nm)	λ (nm)	Power W [^] /nm	Lumens (φ/nm)	λ (nm)	Power W [^] /nm	Lumens (φ/nm)
360	0	NR	490	43	NR	620	881	NR	750	28	NR	880	0	NR
365	0	NR	495	67	NR	625	832	NR	755	25	NR	885	0	NR
370	0	NR	500	108	NR	630	776	NR	760	22	NR	890	0	NR
375	0	NR	505	165	NR	635	720	NR	765	19	NR	895	0	NR
380	0	NR	510	229	NR	640	660	NR	770	16	NR	900	0	NR
385	0	NR	515	297	NR	645	599	NR	775	14	NR	905	0	NR
390	0	NR	520	357	NR	650	538	NR	780	12	NR	910	0	NR
395	1	NR	525	408	NR	655	480	NR	785	10	NR	915	0	NR
400	3	NR	530	451	NR	660	423	NR	790	9	NR	920	0	NR
405	5	NR	535	488	NR	665	372	NR	795	7	NR	925	0	NR
410	10	NR	540	521	NR	670	325	NR	800	6	NR	930	0	NR
415	21	NR	545	555	NR	675	282	NR	805	5	NR	935	0	NR
420	46	NR	550	590	NR	680	246	NR	810	5	NR	940	0	NR
425	94	NR	555	631	NR	685	213	NR	815	4	NR	945	0	NR
430	169	NR	560	677	NR	690	185	NR	820	4	NR	950	0	NR
435	268	NR	565	728	NR	695	158	NR	825	3	NR	955	0	NR
440	354	NR	570	782	NR	700	136	NR	830	3	NR	960	0	NR
445	445	NR	575	838	NR	705	116	NR	835	2	NR	965	0	NR
450	411	NR	580	891	NR	710	98	NR	840	2	NR	970	0	NR
455	210	NR	585	935	NR	715	82	NR	845	2	NR	975	0	NR
460	119	NR	590	972	NR	720	68	NR	850	2	NR	980	0	NR
465	84	NR	595	991	NR	725	56	NR	855	1	NR	985	0	NR
470	50	NR	600	997	NR	730	47	NR	860	1	NR	990	0	NR
475	35	NR	605	988	NR	735	40	NR	865	1	NR	995	0	NR
480	32	NR	610	965	NR	740	35	NR	870	1	NR	1000	0	NR
485	33	NR	615	927	NR	745	31	NR	875	1	NR			

Summary

$R_f = 70.6$
 $R_g = 97.2$
 CIE $R_a = 70.6$
 $R_9 = -27.1$



Color Vector Graphics



Individual Sample Fidelity Index ($R_{f,i}$)

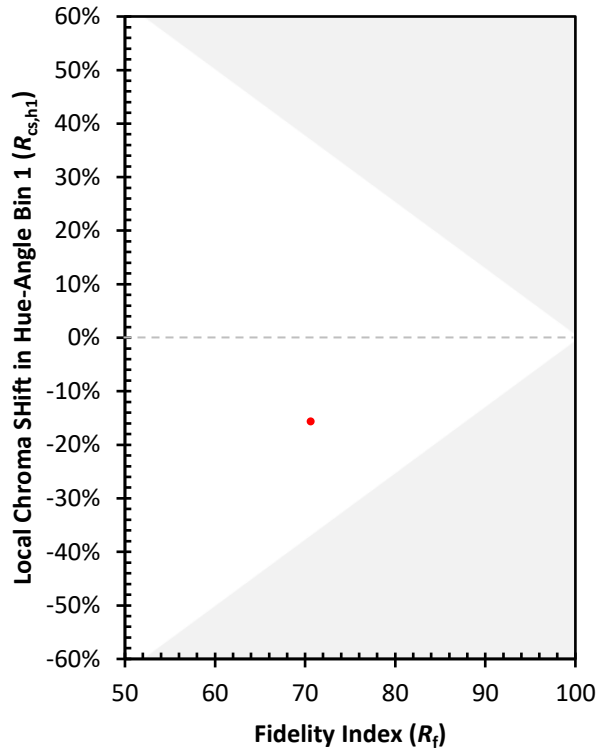
CES01 = 86	CES26 = 57	CES51 = 79	CES76 = 50
CES02 = 63	CES27 = 80	CES52 = 81	CES77 = 76
CES03 = 31	CES28 = 81	CES53 = 68	CES78 = 56
CES04 = 71	CES29 = 49	CES54 = 80	CES79 = 83
CES05 = 50	CES30 = 56	CES55 = 78	CES80 = 81
CES06 = 52	CES31 = 55	CES56 = 66	CES81 = 71
CES07 = 42	CES32 = 52	CES57 = 64	CES82 = 92
CES08 = 41	CES33 = 58	CES58 = 67	CES83 = 85
CES09 = 29	CES34 = 69	CES59 = 84	CES84 = 89
CES10 = 77	CES35 = 84	CES60 = 91	CES85 = 81
CES11 = 60	CES36 = 88	CES61 = 84	CES86 = 62
CES12 = 66	CES37 = 78	CES62 = 78	CES87 = 77
CES13 = 44	CES38 = 64	CES63 = 69	CES88 = 75
CES14 = 74	CES39 = 92	CES64 = 67	CES89 = 65
CES15 = 72	CES40 = 86	CES65 = 64	CES90 = 71
CES16 = 48	CES41 = 80	CES66 = 61	CES91 = 96
CES17 = 51	CES42 = 79	CES67 = 59	CES92 = 64
CES18 = 57	CES43 = 67	CES68 = 67	CES93 = 78
CES19 = 73	CES44 = 98	CES69 = 77	CES94 = 51
CES20 = 67	CES45 = 77	CES70 = 59	CES95 = 72
CES21 = 88	CES46 = 72	CES71 = 56	CES96 = 77
CES22 = 80	CES47 = 67	CES72 = 85	CES97 = 79
CES23 = 92	CES48 = 57	CES73 = 50	CES98 = 72
CES24 = 92	CES49 = 69	CES74 = 94	CES99 = 63
CES25 = 73	CES50 = 79	CES75 = 58	



Color Rendition by Hue-Angle Bin



Measure Comparisons



(END OF REPORT)